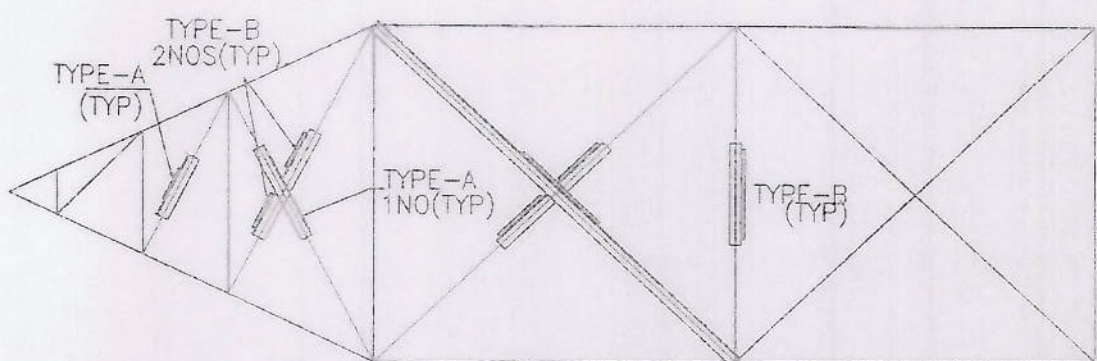
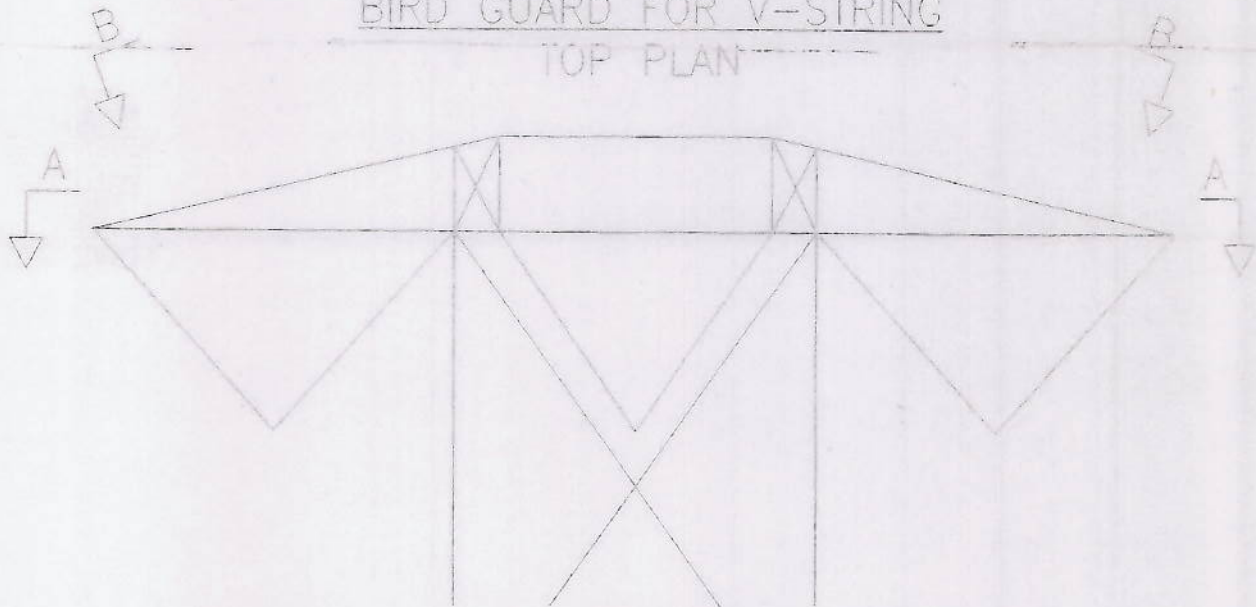
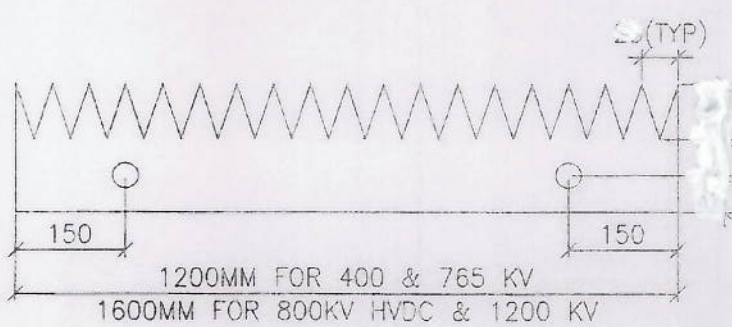


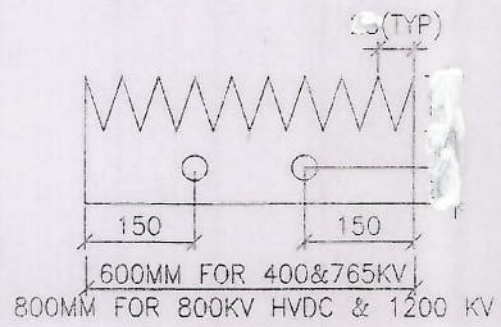
BIRD GUARD FOR V-STRING TOP PLAN



VIEW AA & BB



FLAT 3mm
TYPE-A



FLAT 3mm
TYPE-B

NOTES:-

1. ALL DIMENSIONS ARE IN MM.
2. EACH BIRD GUARD SHALL BE FITTED WITH 2 NOS. M16X35 BOLTS.
3. A SET OF BIRD GUARD SHALL INCLUDE ALL PLATES REQUIRED FOR TOP & BOTTOM PLAN.
4. ALL STEEL MEMBERS, BOLTS AND NUTS ARE TO BE HOT DIP GALVANISED.

5. FOR DETAIL OF BIRD GUARD, REFER DRG. CC: ENGG. TL BIRD GUARD.

POWER GRID CORPORATION
OF INDIA LTD

DESCRIPTION: BIRD GUARD FOR V STRING

REV	DESCRIPTION	CHG	REV	DATE	DESIGN	CHECKED	REVIEWED	REVISED	SCALE	REV. SW.	HTG	DRG. NO.

SRI M. Z. KHAN., D. G. M. (ENGG TL)

